Proposed Plans

Building Control Issue

NOTES:

DO NOT SCALE FROM THIS DRAWING. ALL LEVELS, ANGLES AND DIMENSIONS TO BE CHECKED ON SITE PRIOR TO COMMENCEMENT OF WORKS.

THIS DRAWING IS TO BE READ IN CONJUNCTION WITH ALL RELEVANT STRUCTURAL ENGINEERS AND MECHANICAL AND ELECTRICAL ENGINEERS DRAWINGS, DETAILS AND SPECIFICATIONS.

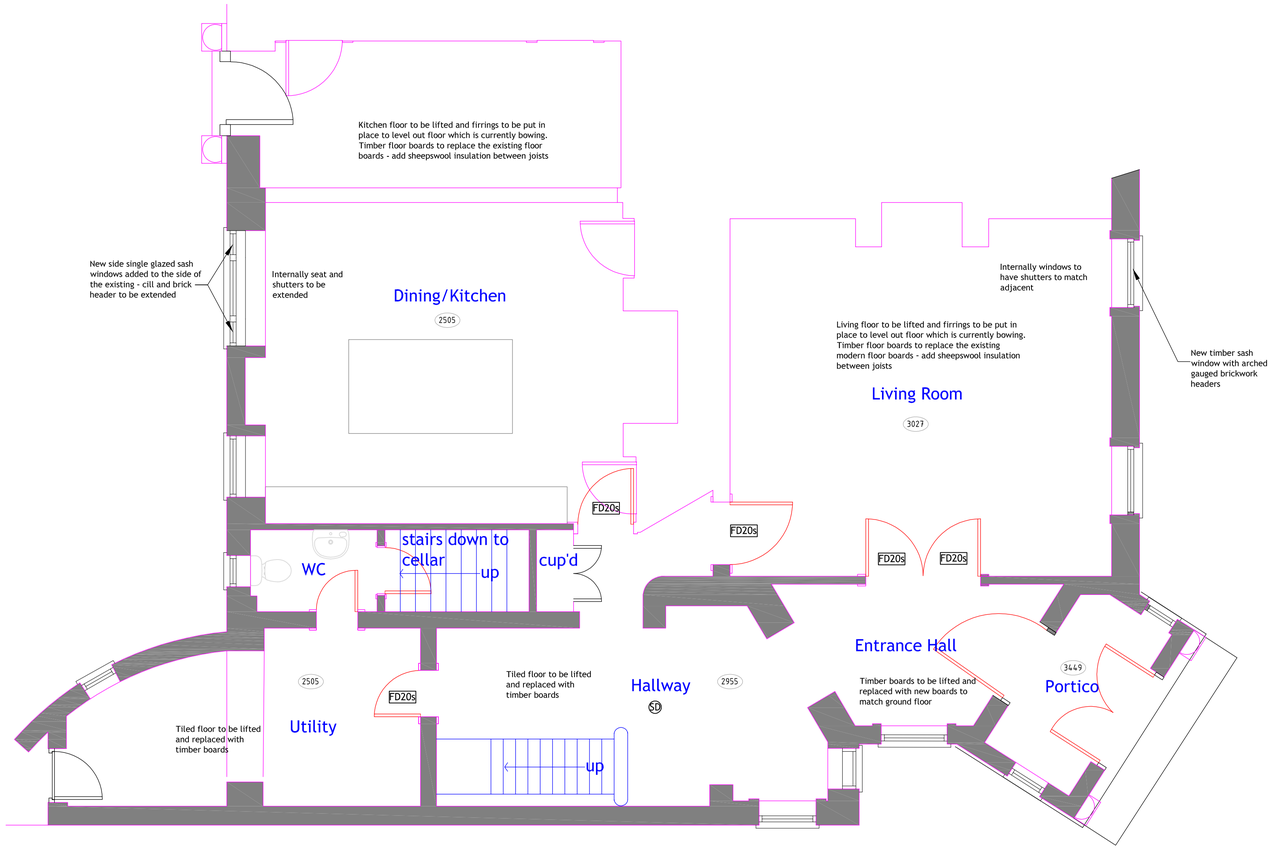

Ground Foor Plan 1:50

General Scope of Works:

- Convert existing attic space to new bedroom & en-suite.
- Insulate the floor joists with sheepswool.
- Lay new boards & firrings/levellers as required.
- Strip roof & insulate between and under rafters with a new breather roof felt/paper and timber battens - relay existing tiles.
- New plasterboard to underside of rafters.
- New timber stud partitions with plasterboard to walls to create proposed layout.

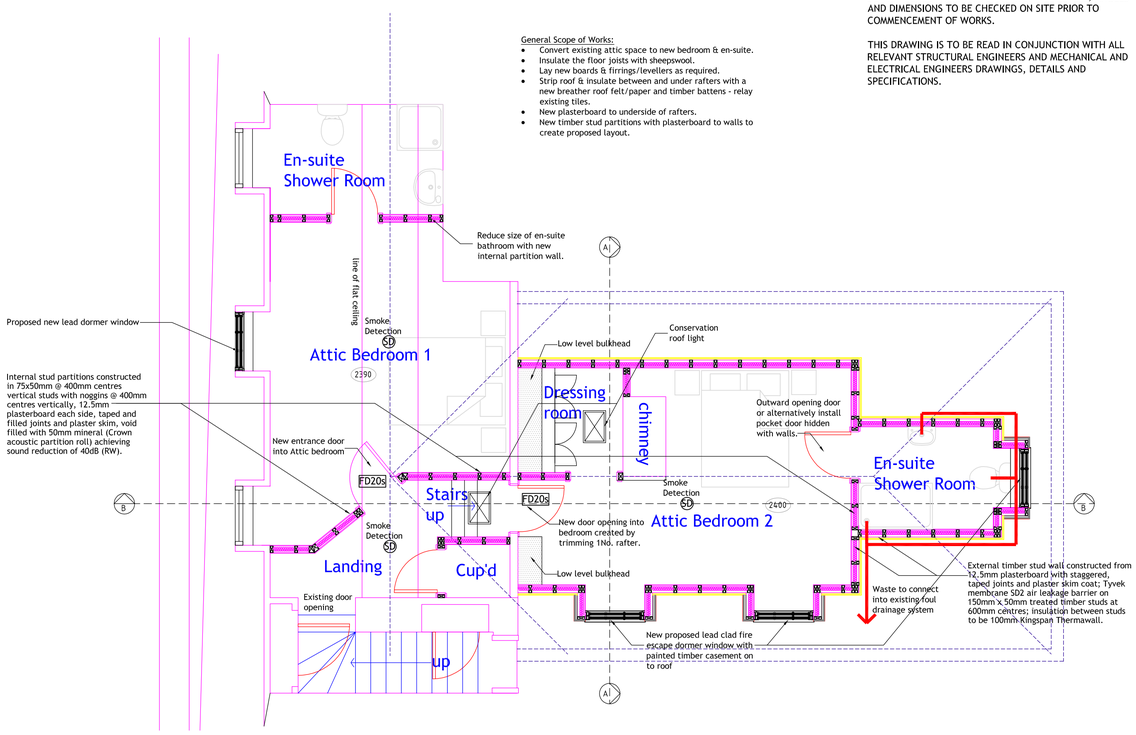

Attic Plan 1:50

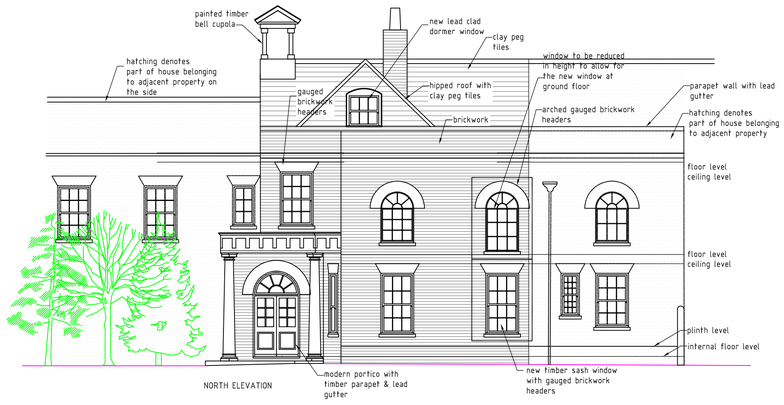

Rear Elevation 1:100

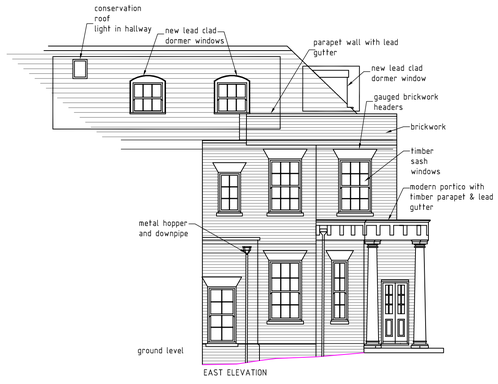

Side Elevation 1:100

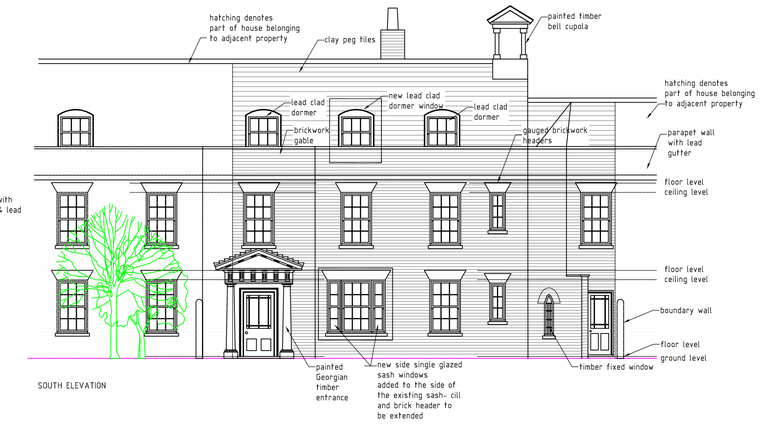

Front Elevation 1:100

Building Control Issue

Revisions:

/	/	/

C-PAD
PRACTICAL ARCHITECTURAL DESIGN

Client: Mr Mitchell Colman

2 Theydon Priory
Theydon Garnon
Epping
CM16 6NU

Project: Loft Extension and Additional Windows

2 Theydon Priory
Theydon Garnon
Epping
CM16 6NU

Title: Proposed Floor Plans & Elevations

Date:	Drawn by:	Checked by:
March 2019	Cem Orhan	
Scale @ A1:	Drawing no.:	Revision:
1:50 / 1:100	C-PAD/02/19/102	/